

2023 annual report to the
Community

Murray Bridge North School

Murray Bridge North School number: 299

Partnership: Murraylands



School principal:

James Parkin

Date of endorsement:

12/03/2024



Context Statement

Murray Bridge North School caters for students from R-6. At the time of this report, the enrolment in 2023 is 464. Murray Bridge North School is classified as Category 2 on the Department for Education Index of Educational Disadvantage. At the time of this report, the school population includes 19% Aboriginal students, 20% students with disabilities, 3% students with English as an additional language or dialect (EALD) funded background, 2% children/young people in care. Further information about the school is available on the school's website (including its context statement), as well as the My School website.

Governing Council Report

Our year started off with our kids looking fantastic in their new uniforms.

Harmony Day went fantastic, with our kids making a great flying high fence (wall) and dressing in their orange clothes.

Our Sports Day was great, we could have our parents and friends cheering us on and watched Hindmarsh win the day. The kids also loved their colored donuts.

Well done to the 6 kids from North School who made the district football team for the state championship. Our school basketball team was runner up in our district.

Our August for 2023 was crazy busy,

We had NAIDOC week which was full of celebrations.

The revamped junior primary building was reopened giving all our little people a fantastic new and bright place to learn.

Our fantastic Receptions to Year 4 students walked down to the Main St of Murray Bridge to cheer on our Vietnam Veterans as they marched through Murray Bridge. The RAAF then did a fly by, to the excitement of the children.

Book Week was a great time for the kids. The characters parade was fantastic with lots of colors and happy faces.

The 5c challenge was a great success with all classes participating. Amanda Whittles class was this year's winning class with \$95.80.

District Athletics was a great day for our kids. We had multiple runner ups and the school had 10 kids selected for the district team for the state championships.

The pedal prix did a great job at the annual Murray Bridge Pedal Prix. The kids had a great, but tiring weekend.

We said a sad farewell to Mr Jason Saxby, our Deputy Principal and Mr James Parkin, our Principal who finished up at North at the end of year. A big thank you to James and Jason for all you both have done for the school and the children in your time here.

A special thank you to Michelle Kershaw for stepping in and starting her Deputy Principal position early in term 4. to help give the school the stability it needed with all the changes that were happening, it was greatly appreciated.

A big welcome to Nathan Taylor, our new Principal for 2024. Good luck! It can be hard coming to new environments I know you will settle in quickly.

I'm proud the Governing Council has organized the kids to be eye tested at school to make sure all children get the best chance to learn.

On a personal note, a very big thank you to all the special Governing Council members and volunteers for coming to all our meetings and working throughout the school for our kids. I know how hard it can be sometimes juggling your time, kids, family, and work. It is very much appreciated.

Thank you

Kylie Green

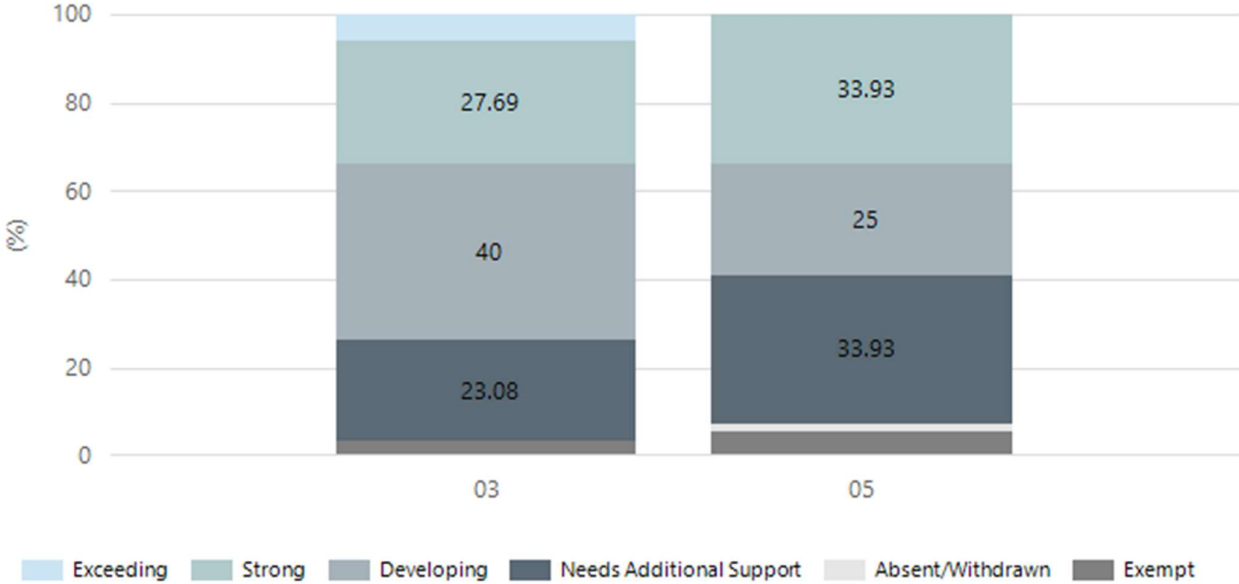
Your Governing Council Chairperson

Performance Summary

NAPLAN Proficiency

In 2023, the Australian Curriculum, Assessment and Reporting Authority (ACARA) - a Commonwealth Independent statutory authority - announced changes to NAPLAN performance reporting. This new way of reporting by ACARA that NAPLAN results from 2023 will not be comparable to previous years. The new approach replaces the previous numerical NAPLAN bands and the national minimum standard.

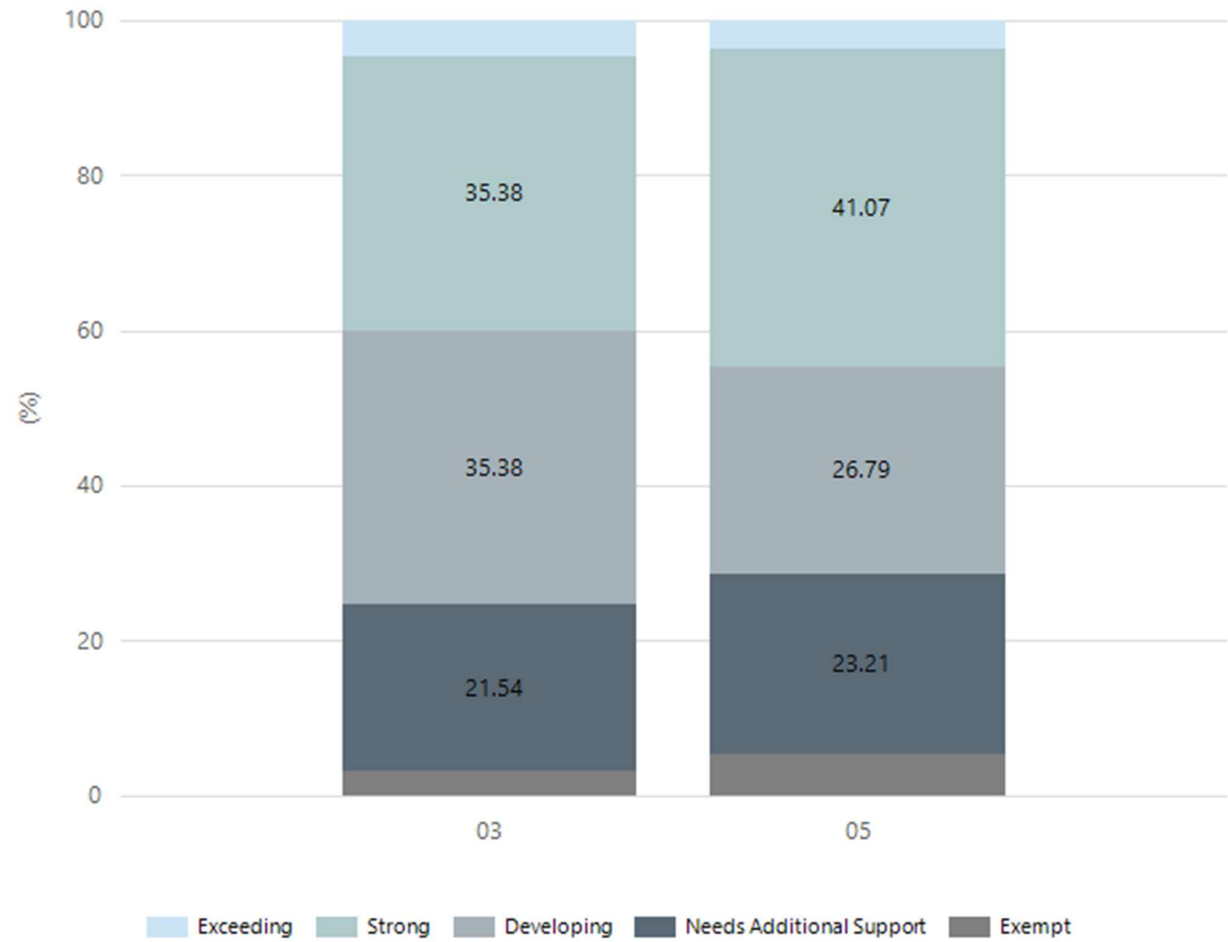
Numeracy



Year Level	03	05
Exceeding	4	
Strong	18	19
Developing	26	14
Needs Additional Support	15	19
Absent/Withdrawn		1
Exempt	2	3
Total	65	56

Data Source: Department for Education Assessment Data Holdings, 2023. When there are less than six students in a cohort, no data is supplied.

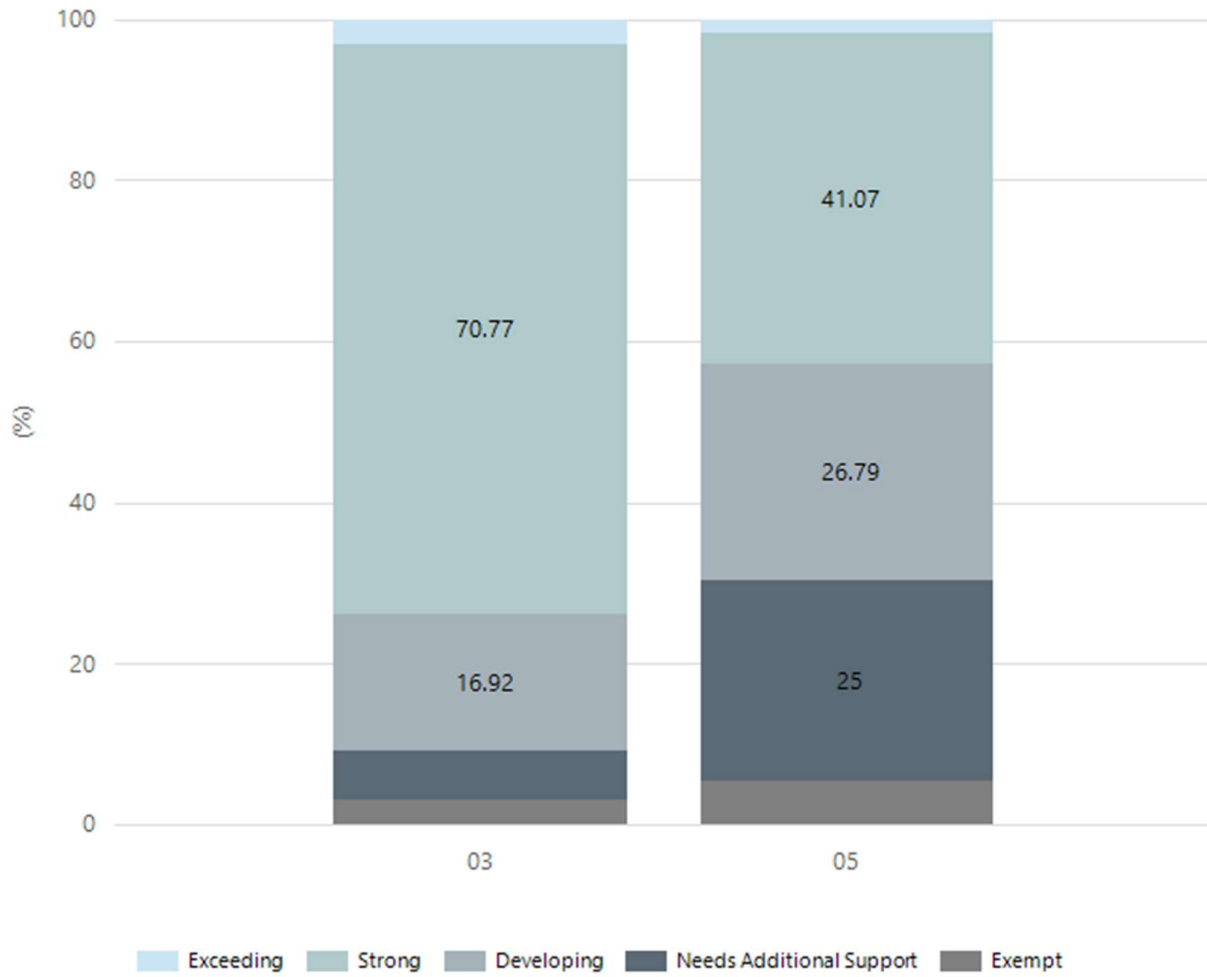
Reading



Year Level	03	05
Exceeding	3	2
Strong	23	23
Developing	23	15
Needs Additional Support	14	13
Exempt	2	3
Total	65	56

Data Source: Department for Education Assessment Data Holdings, 2023. When there are less than six students in a cohort, no data is supplied.

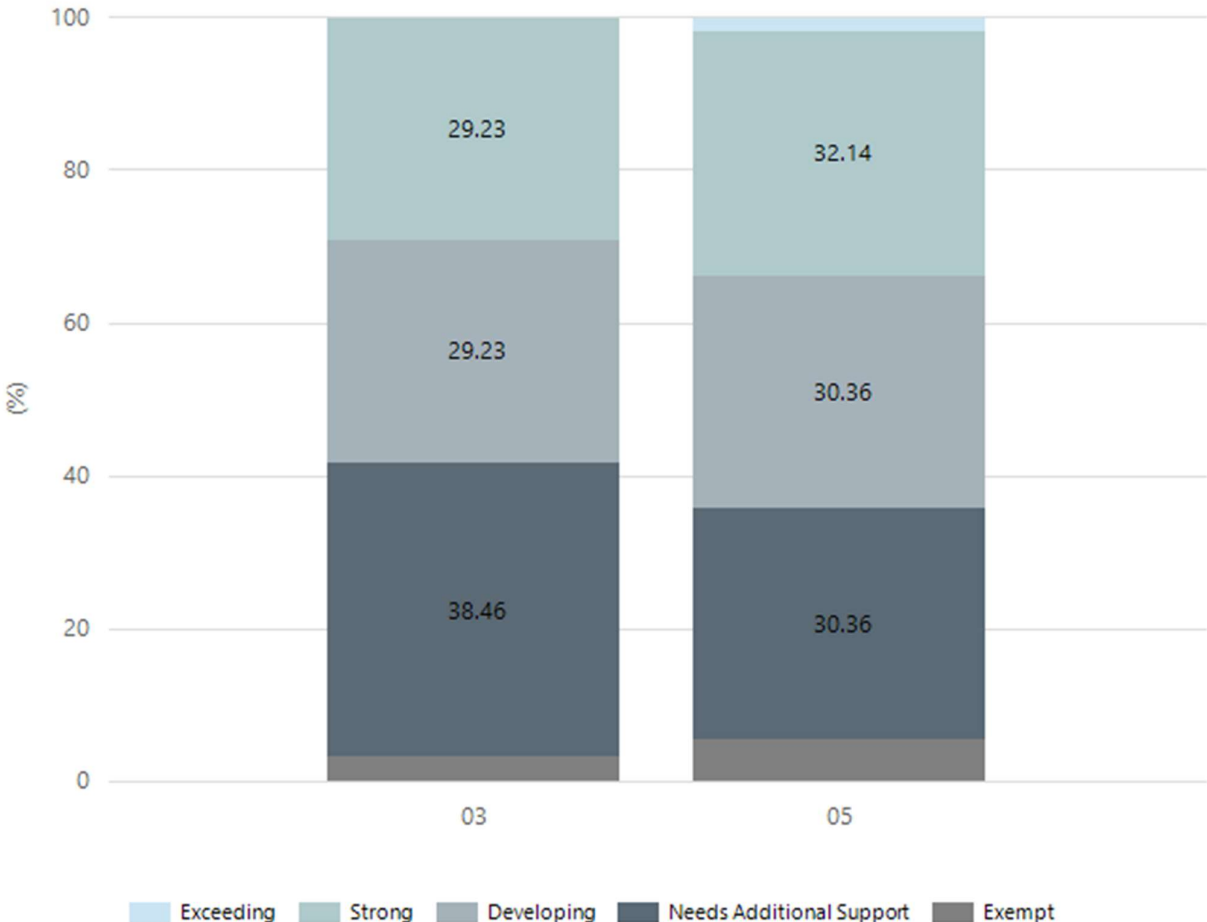
Writing



Year Level	03	05
Exceeding	2	1
Strong	46	23
Developing	11	15
Needs Additional Support	4	14
Exempt	2	3
Total	65	56

Data Source: Department for Education Assessment Data Holdings, 2023. When there are less than six students in a cohort, no data is supplied.

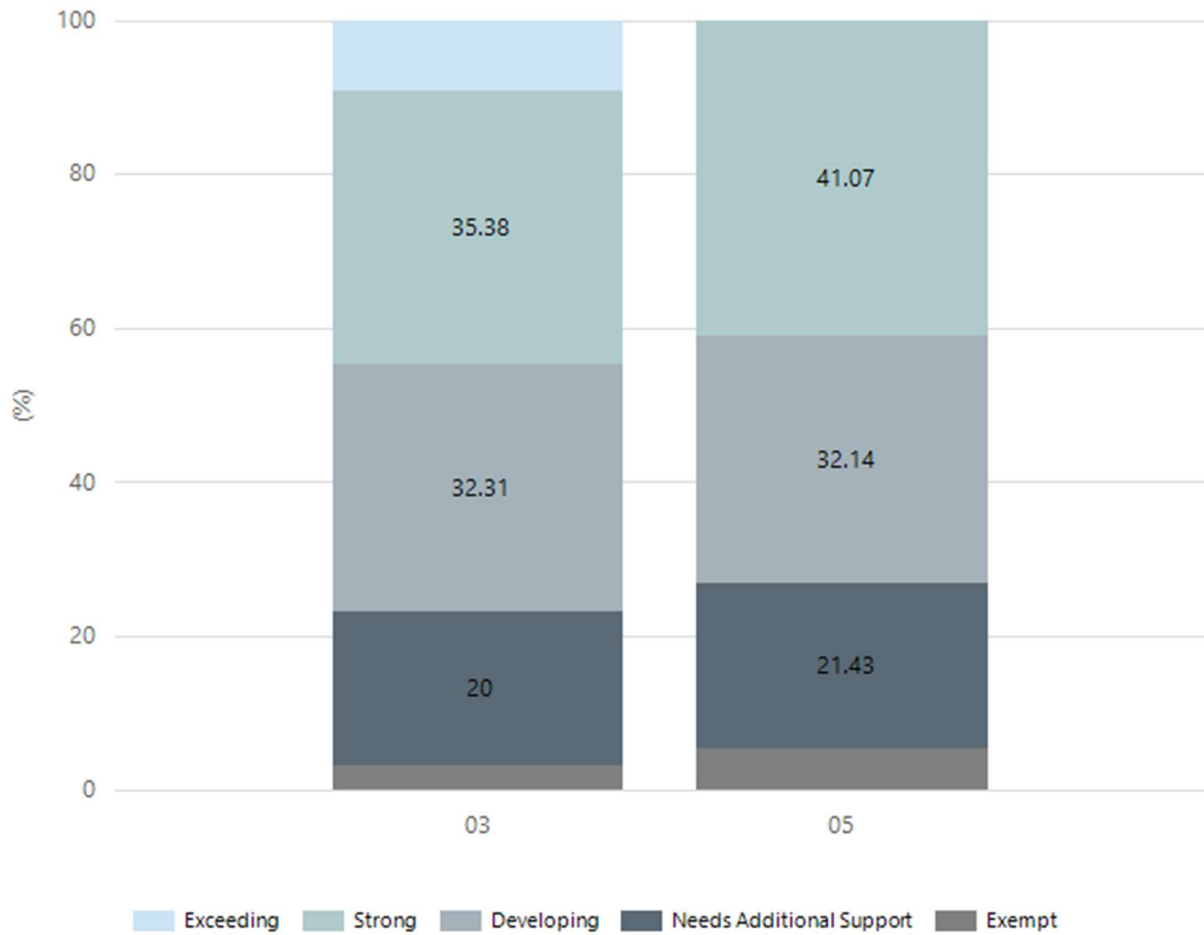
Grammar



Year Level	03	05
Exceeding		1
Strong	19	18
Developing	19	17
Needs Additional Support	25	17
Exempt	2	3
Total	65	56

Data Source: Department for Education Assessment Data Holdings, 2023. When there are less than six students in a cohort, no data is supplied.

Spelling

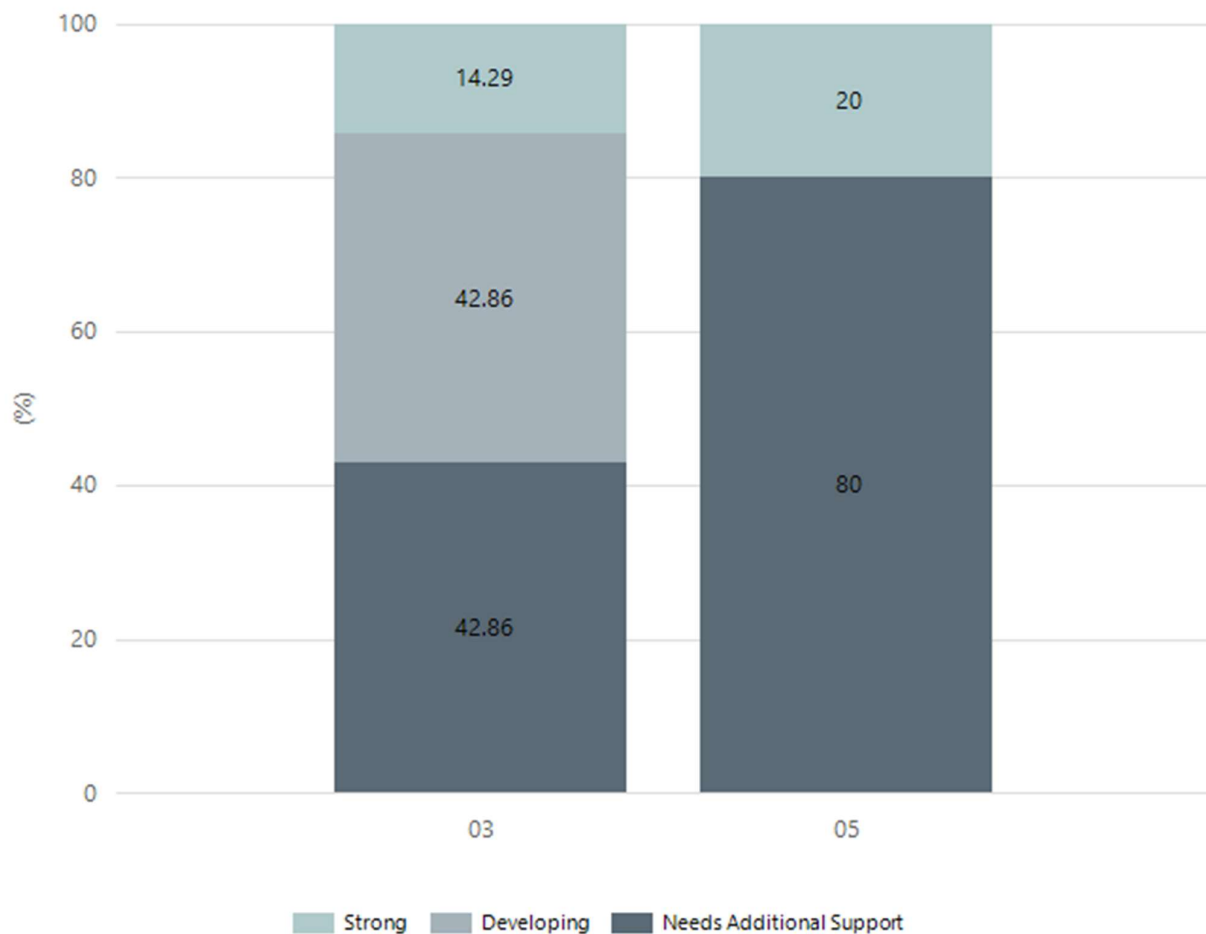


Year Level	03	05
Exceeding	6	
Strong	23	23
Developing	21	18
Needs Additional Support	13	12
Exempt	2	3
Total	65	56

Data Source: Department for Education Assessment Data Holdings, 2023. When there are less than six students in a cohort, no data is supplied.

NAPLAN Proficiency - Aboriginal Learners

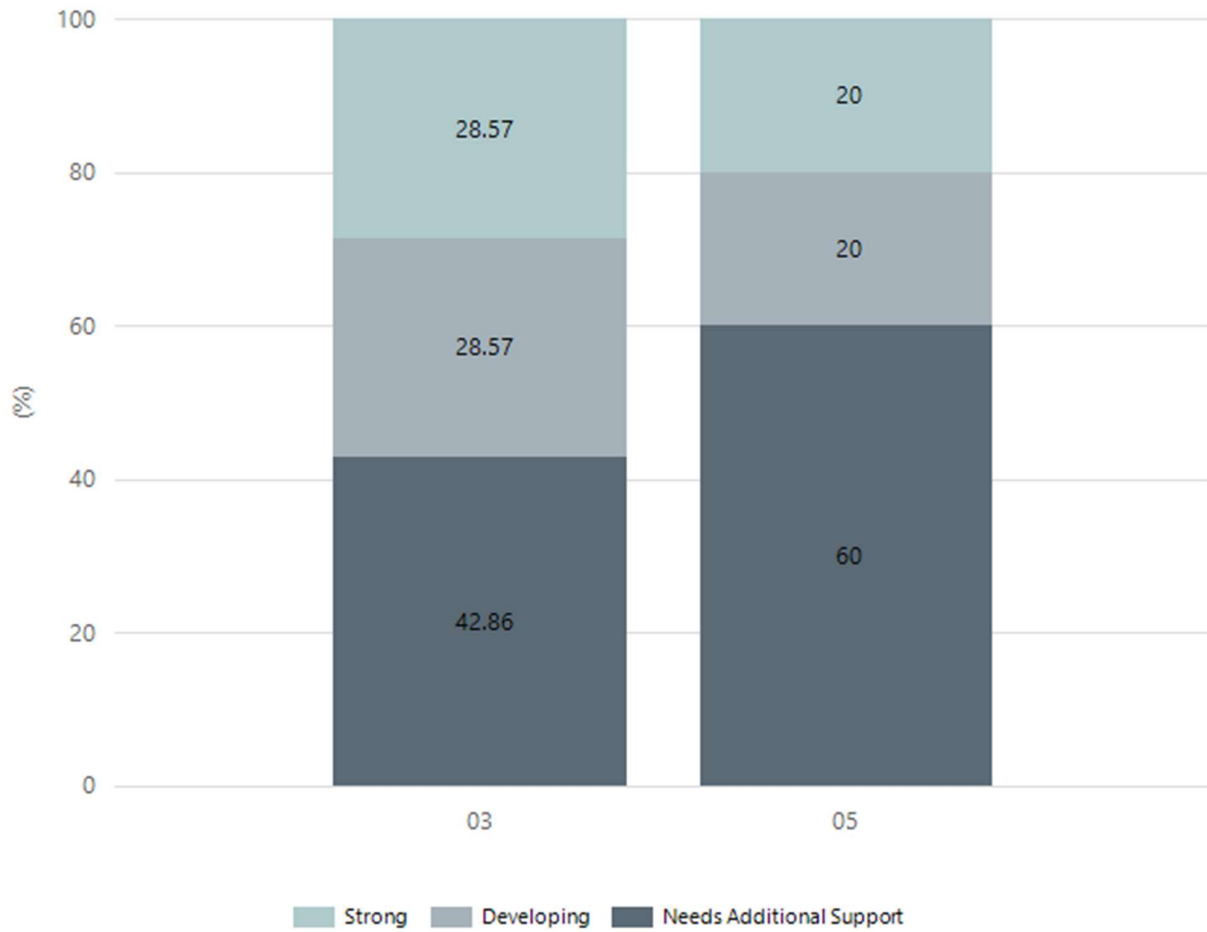
Numeracy



Year Level	03	05
Strong	1	1
Developing	3	
Needs Additional Support	3	4
Total	7	5

Data Source: Department for Education Assessment Data Holdings, 2023. When there are less than six students in a cohort, no data is supplied. Only data for Aboriginal learners is displayed.

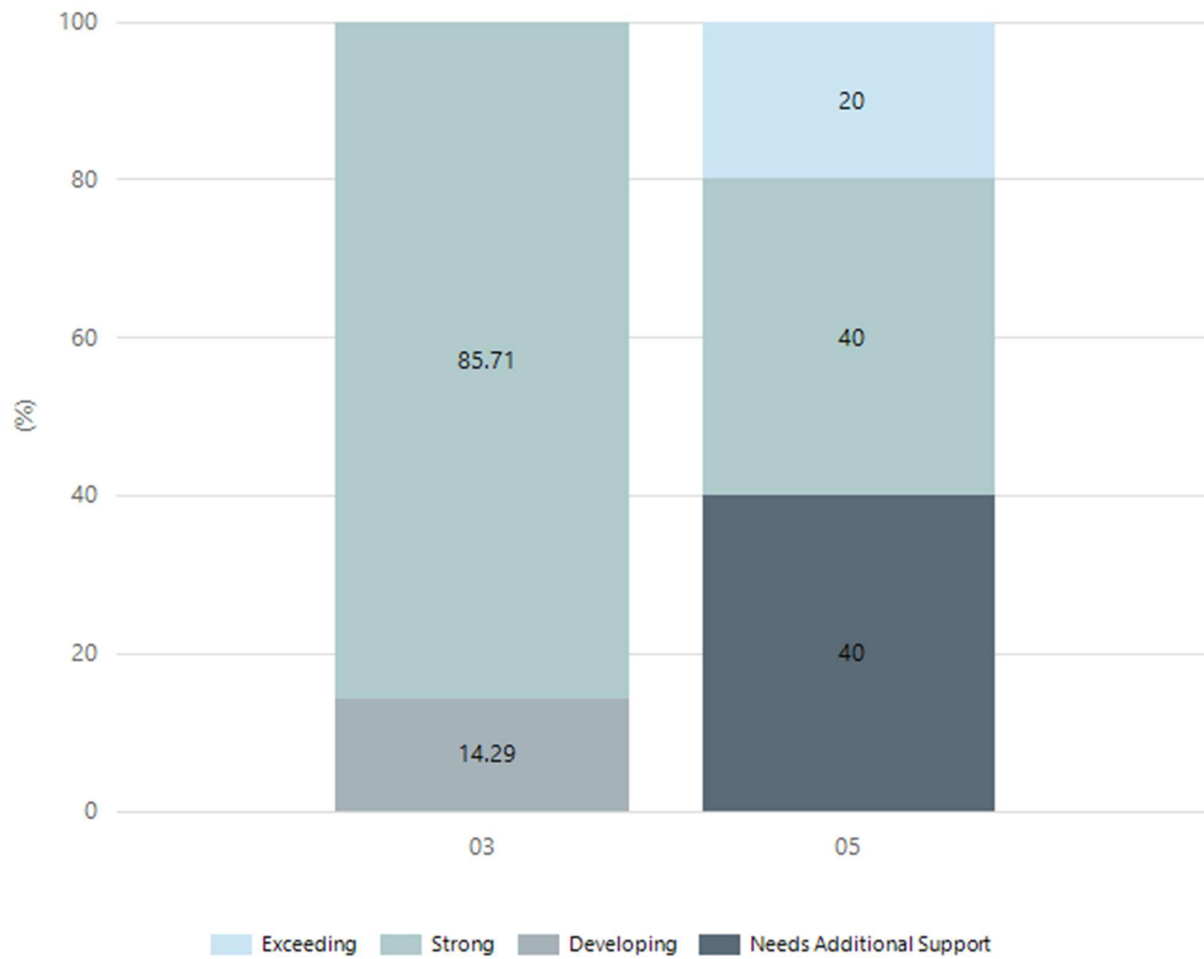
Reading



Year Level	03	05
Strong	2	1
Developing	2	1
Needs Additional Support	3	3
Total	7	5

Data Source: Department for Education Assessment Data Holdings, 2023. When there are less than six students in a cohort, no data is supplied. Only data for Aboriginal learners is displayed.

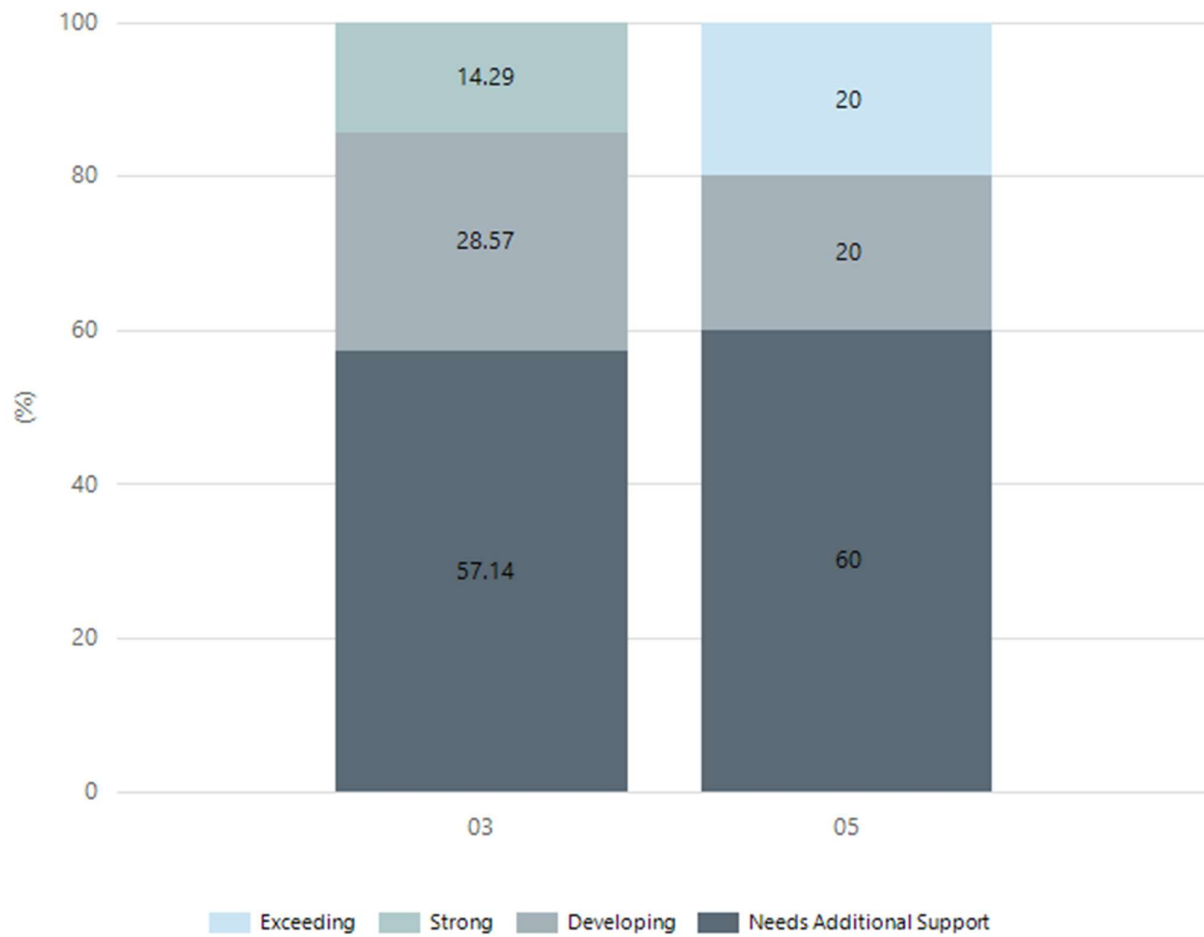
Writing



Year Level	03	05
Exceeding		1
Strong	6	2
Developing	1	
Needs Additional Support		2
Total	7	5

Data Source: Department for Education Assessment Data Holdings, 2023. When there are less than six students in a cohort, no data is supplied. Only data for Aboriginal learners is displayed.

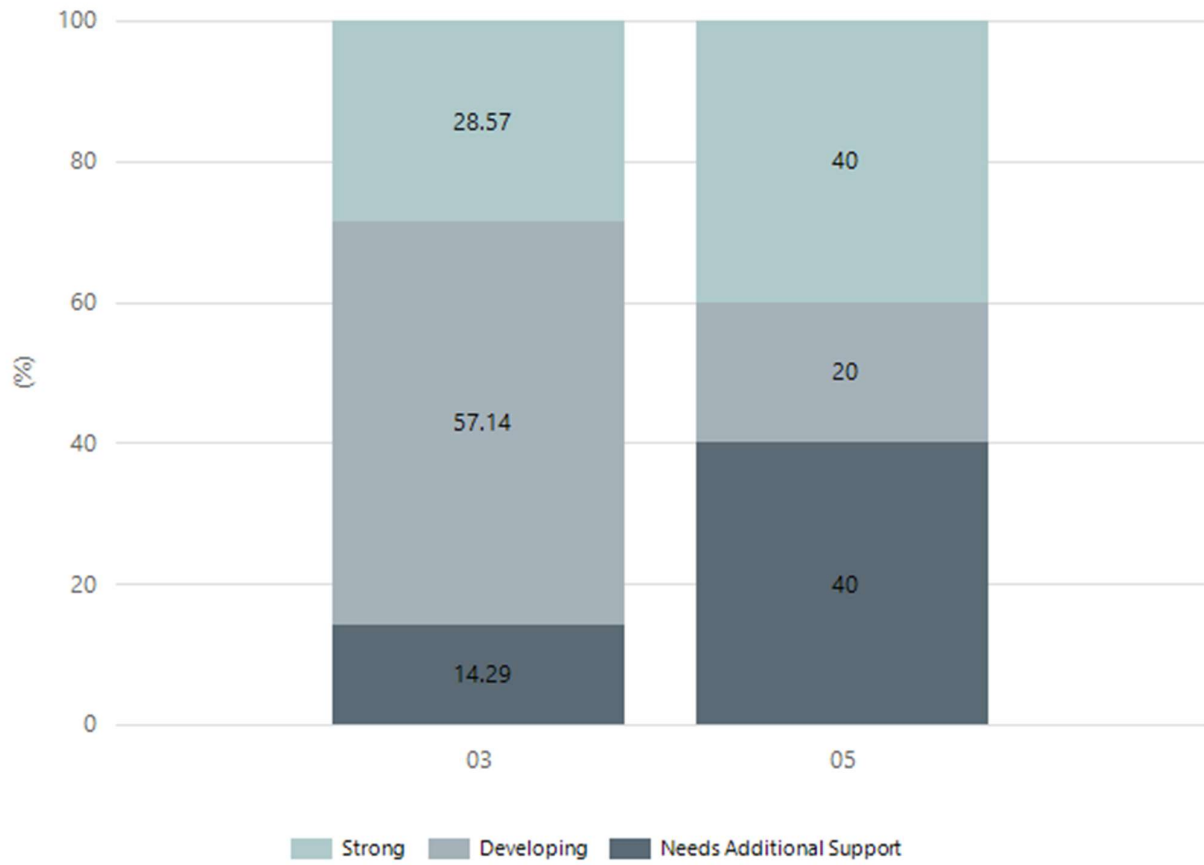
Grammar



Year Level	03	05
Exceeding		1
Strong	1	
Developing	2	1
Needs Additional Support	4	3
Total	7	5

Data Source: Department for Education Assessment Data Holdings, 2023. When there are less than six students in a cohort, no data is supplied. Only data for Aboriginal learners is displayed.

Spelling



Year Level	03	05
Strong	2	2
Developing	4	1
Needs Additional Support	1	2
Total	7	5

Data Source: Department for Education Assessment Data Holdings, 2023. When there are less than six students in a cohort, no data is supplied. Only data for Aboriginal learners is displayed.

School Attendance

Year Level	2021	2022	2023
Reception	88.1%	85.5%	83.0%
Year 01	89.0%	83.6%	86.1%
Year 02	87.9%	81.9%	87.8%
Year 03	87.1%	83.4%	89.3%
Year 04	90.0%	80.7%	85.3%
Year 05	88.5%	81.7%	86.7%
Year 06	85.7%	83.6%	85.6%
Year 07	88.3%		100.0%
Primary Other	82.0%	84.0%	85.6%
Total	88.0%	82.9%	86.3%

Data Source: Department for Education Attendance Data, Semester 1 Report 2023. A blank cell indicates there were no students enrolled. 'Primary Other' includes students enrolled in specialised education options. 'Secondary Other' includes students who have already spent a year at Year 12 and elected to undertake further study at Year 12.

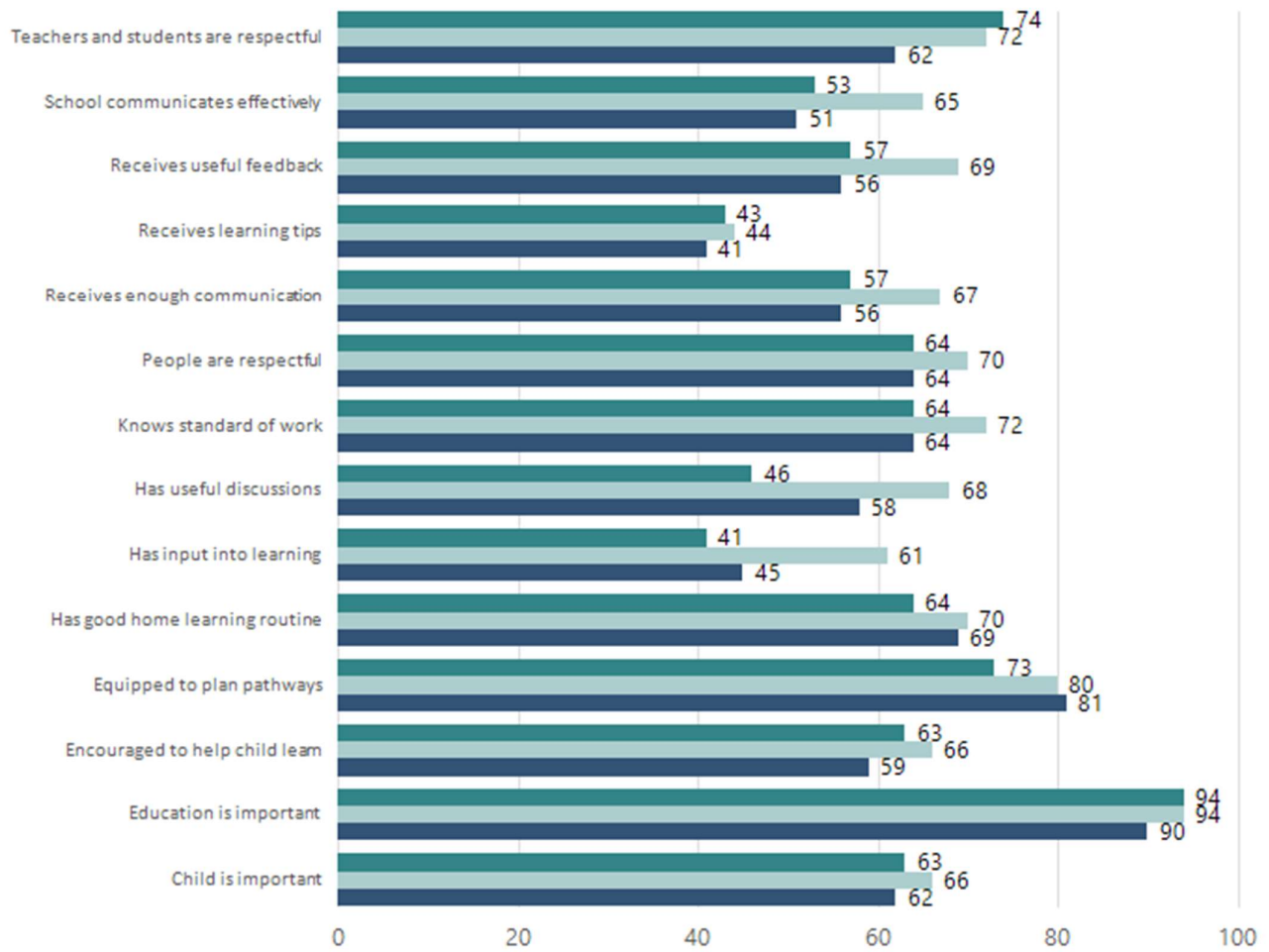
Attendance Comment

In South Australia, all children and young people must be in school from 6 years to 16 years old. They must attend a government or non-government school full time. From age 16 to 17 however, young people must attend school or an approved learning program (such as an apprenticeship, traineeship, accredited course or university). Schools and parents must encourage and support students to come to school every day. Parents and caregivers must make sure their child is enrolled in a school, and attends school all day and everyday it is open, unless a child is sick or has an approved exemption. Teachers and leaders actively follow up when a student misses school, including recording all absences and non-attendance. All schools in South Australia have local attendance procedures governed under the Education and Children's Services Regulations 2020.

Parent Opinion Survey Results

Proportion of agree/strongly agree response(%)

2021 2022 2023



Data Source: 2023 Department for Education Parent Opinions Survey, Term 3 2023.

Intended Destination

Leave Reason	Number	%
NG - ATTENDING NON-GOV SCHOOL IN SA	7	19.0%
TG - TRANSFERRED TO SA GOVERNMENT SCHOOL	28	76.0%

Data Source: Department for Education Destination Data Report, 2023. Data extract term 3 2023. Data shows recorded destinations for students that left the school in the previous year. Data is uploaded by schools in term 3 and may not reflect final or total figures at time of report creation.

Highest Qualifications held by the teaching workforce and workforce composition

All teachers at this school are qualified and registered with the SA Teachers Registration Board.

Qualification Level	Number of Qualifications
Bachelor's degrees or Diplomas	31
Postgraduate Qualifications	10

Data Source: Data extracted from Mandatory Workforce Information Collections as on the last pay date of June 2023. As self-reported by staff in the system.

Please note: Data includes staff who are Actively employed and on extended paid leave. Please note only the highest qualification of the Teaching staff is reported. Excludes any number of other certifications earned.

Workforce composition including indigenous staff

	Non-Teaching Staff		Teaching Staff	
	Indigenous	Non-Indigenous	Indigenous	Non-Indigenous
Full-Time Equivalents	3.1	16.9	1.0	37.7
Persons	4.0	28.0	1.0	41.0

Data Source: Data extracted from Mandatory Workforce Information Collection as on the last pay date of June 2023.

Please note: Data includes staff who are actively employed and on extended paid leave. "Indigenous category" is self-reported by staff in the system.

Financial Statement

Funding Source	Amount
Grants: State	\$6889709
Grants: Commonwealth	\$20000
Parent Contributions	\$156695
Fund Raising	\$1296
Other	\$41710

Data Source: School supplied data.